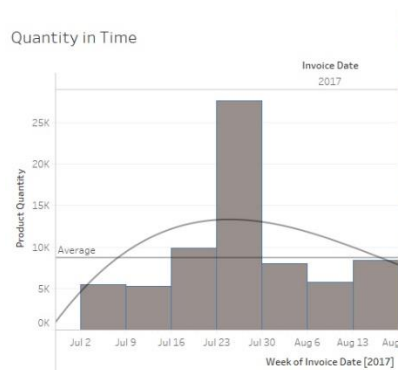


Orders Table

Supplier Name	Product Name	AvgLast3M	Order Value X Periods
Apple	Apple Speaker Phone, VoIP	3,124	15,619
Apple	Apple Headset, Cordless	938	4,664
Apple	Apple Audio Dock, VoIP	815	4,077
Apple	Apple Beats Studio3 Wir..	720	3,600
Apple	Apple Pencil Case	479	2,394
Apple	Apple iPad Smart Cover	397	1,986
Apple	Apple AirPods	162	811
Apple	Apple Space Black Link Br.	110	550
Apple	Apple Watch Magnetic C.	59	297
Apple	Apple Watch Magnetic C.	23	113
Cisco	Cisco Smart Phone, with ..	532	2,659
Cisco	Cisco Mini Softalk Should..	249	1,246
Cisco	Cisco Wireless Mic Kit	195	974
Cisco	Cisco 7925G Desktop Cha..	122	610
Cisco	Cisco CP-BEKEM 8800 Se..	113	563
Cisco	Cisco Push to Talk Hands.	55	275
Logitech	Logitech Router, Progr..	875	4,373
Logitech	Logitech DESKTOP MKL120	84	419



Stocks

Apple Speaker Phone, VoIP 11,432	Samsung Galaxy Note8 LED Wallet Cover 5,705	Apple Pencil Case 5,338	Samsung Fast Charge Wireless Charging Stand 5,338	Apple iPad Smart Cover 3,688
	Apple Audio Dock, VoIP 5,338	Cisco Smart Phone, with Caller ID 5,338		
Cisco Wireless Mic Kit 11,432	Apple Beats Studio3 Wireless Over Ear Headphones 5,338	Logitech Router, Programmable 5,338	Logitech K780 Multi-Device Wireless Keyboard	Apple AirPods 3,527
	Apple Headset, Cordless 5,338	Samsung Audio Dock, VoIP 5,338		Samsung WMN550 Mini Wall Mount

Retail Stock Optimization Stock

SAVE REPORTING TIME

SAME MONEY. FASTER ACCESS TO DATA.

Automate the ordering process to suppliers

by btProvider®

If you have already access to the following raw data: invoices details, products information, supplier details and stock values for each product, then you can very easily automate the calculation of the quantities for each product for that must be ordered to the suppliers for the next weeks or months.

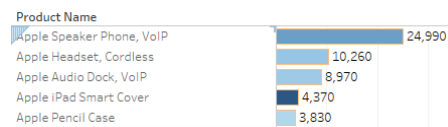
All information that the system needs:

- Invoice details
- Product details
- Supplier Details
- Stock values

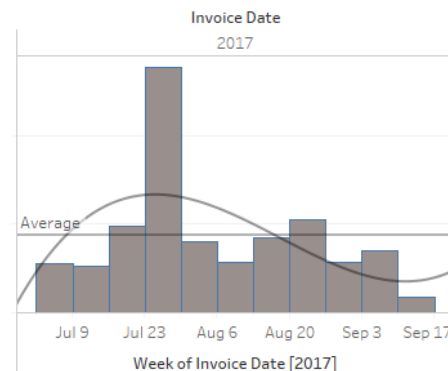
This solution has been created based on Vertica and Tableau Software.



First, we look at the most sold products in terms of quantities and values in the past weeks or months.



Secondly, we evaluate the average sales per week or month in the past weeks or months. Based on the analysis, you may decide the past period that is the most representative for your average sales. Also, you may look at the trend showing you your market future



Third, evaluate your stocks. High intense colors represent stocks that must be diminished.

Decide on the % of the stock value that you would like to keep in the warehouse.

Apple Speaker Phone, VoIP 11,432	Apple Audio Dock, VoIP 5,338	Cisco Smart Phone, with Caller ID
	Apple Beats Studio3 Wireless Over	Apple iPad Smart Cover
Cisco Wireless Mic Kit 11,432	Apple Headset, Cordless	Cisco Push to Talk

Fourth, look at the quantity to be ordered values and place the order with you suppliers. You can optimize your work by placing the order automatically for each supplier.

Orders Table

Supplier Name	Product Name	Order to be Placed
Apple	Apple Speaker Phone, Vol..	6,473
	Apple Headset, Cordless	393
	Apple Audio Dock, VoIP	0
	Apple Beats Studio3 Wir..	0
	Apple Pencil Case	0

Fifth, that's it!